


Mounting of HPD-disc on HPD centre bearing

Head-Plate-Drive (HPD) concept is used on both CellVessel, BactoVessel and CellMiscelatore with servo motor mounted on the head plate via the ID39-B mounting design. Vessel diameters ranging from 110 mm over 137 to 150 to 200 to 250 mm.



The centre HPD bearing is 30 mm in diameter and the drive axle is 8 mm in diameter. The 2 mm cross pin which pass through the 8 mm axle is designed to transfer rotational power from the white nylon sprocket to the agitation system inside the SUB, SUF, SUM.








Photo show the white nylon sprocket, the smallest HPD-disc and the black rubber coupling. Photo to the right show a CellVessel OD 137 mm / 3.2 litre head plate mounted with the smallest ID39-B / HPD-disc on the HPD bearing.




The HPD-disc is pressed gently onto / mounted on the HPD bearing body. Make sure, the HPD-disc do not squeeze any silicone tubes and is fitted tight towards the head plate. Hereafter the white nylon sprocket is mounted on the 8 mm axle. Ensure the slot in the white toothed sprocket fits over the 2 mm cross pin.



Mount the black rubber coupling onto the white sprocket ready for adding the servo motor.



A range of drive systems for agitation mounted with the ID39-B servo motor adapters will now fit the CellVessel or BactoVessel.



The range of HPD-discs with the ID39-B servo motor mounting format for CellVessel SUBs and BactoVessel SUFs with HPD drive.